

Leica Geosystems Precision Tools

Selection Guide for Professionals



SITE PROOF
by Leica Geosystems

When it comes to measure, align and level:
Leica DISTO™, Leica Lino, Leica Roteo, Leica Level

- when it has to be **right**

Leica
Geosystems

Line and Dot Lasers: Leica Lino

Technical Data



Lino P3



Lino P5



Lino L2



Lino L2P5

Technical Data	Lino P3	Lino P5	Lino L2	Lino L2P5
Range	up to 50 feet (15 meters)			
Range with detector	-	-	up to 100 feet (30 meters)	
Accuracy of plumb point @ 5 m	± 1.5 mm(±1/16")		-	± 1.5 mm(±1/16")
Accuracy of horizontal line @ 5 m	-		± 1.5 mm(±1/16")	
Accuracy of vertical line	-		+/- 0.75 mm to 3 meters (3/100" to 9.8ft)	
Laser type	635 nm, laser class II			
Batteries Type AA	3 x 1,5V			4 x 1,5V
Operating temperature	- 10°C to 40°C (14F – 104F)			
Stocking temperature	- 25°C to 70°C (-13 – 158F)			
Protection Class	IP 54: spray proof / dust protected			
Warranty	2 years			
	Functions			
Number of points	3	5	-	5
Number of lines	-	-	2	2
Beam direction	up	up	vertical	vertical, horizontal
	down	down	horizontal	up
	forward	forward		down
		right		right
		left		left
Plumb points above/below	▲	▲		▲
Alignment on the floor		▲		▲
Alignment at walls			▲	▲
Self-levelling horizontal	▲	▲	▲	▲
Vertical positioning			▲	▲
Tilt positioning			▲	▲

Leica Lino L2 – L2P5

You can rely on its sharp lines!

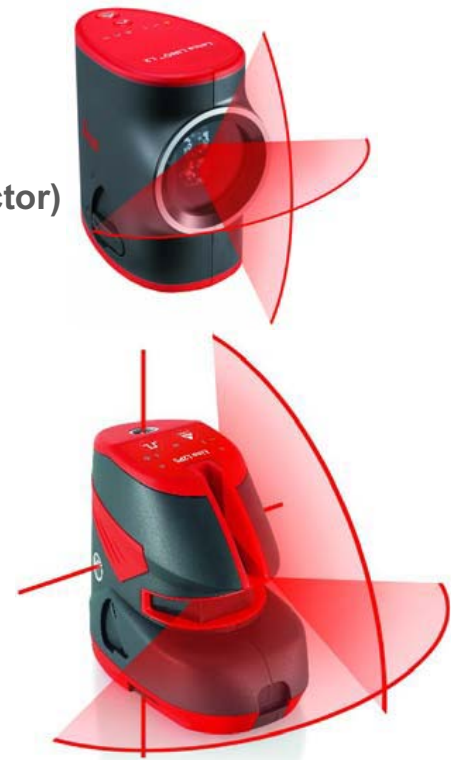
Range: 50 feet (15m) or 100ft (30m with detector)

Accuracy of points: $\pm 1/16''$ to 50 feet (± 1.5 mm to 50m)

- **Self-leveling range:** Effortlessly to project horizontal or vertical lines
- **Laser glass lens:** For optimum emergence angle
- **Lino L2:** 2 lines, horizontal + vertical
- **Lino L2P5:** 2 lines and 4 points in one instrument
- **Protection Class:** IP 54 Spay water proof / dust protected

Setup, switch on, ready!

Top quality optics and proven Power Range Technology™ for highly visible and accurate laser lines. The Leica Lino L2P5 combines all the advantages of Leica Lino point and line lasers in one instrument.



Scope of Delivery



Leica Lino L2

- All items fit into handy soft pouch
- Magnetic multifunction adapter
- 1 target plate
- Ball adapter for tripod
- 3 batteries type AA, 1.5 V
- Manual
- Producer's certificate
- Part No. 757225



Leica Lino L2P5

- Hard case for protection
- Magnetic multifunction adapter
- 1 target plate
- 4 batteries type AA, 1.5 V
- Manual
- Producer's certificate
- Part No. 777069

Optional Accessories



TRI 100 Tripod
Part No. 757938



Wall Bracket
Part No. 758839

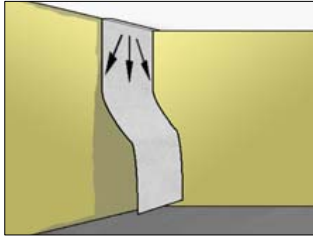


Leica Laser Detector
Part No. 758448

Leica Lino L2 - L2P5

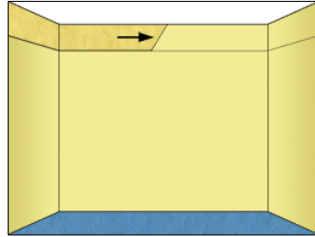
Painter/Wall Paper

Vertical aligning



Setting first layer of wallpaper.

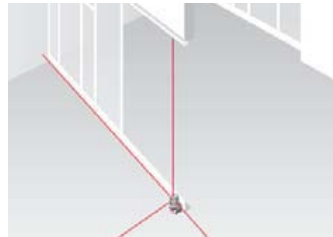
Horizontal levelling



Fast levelling of borders.

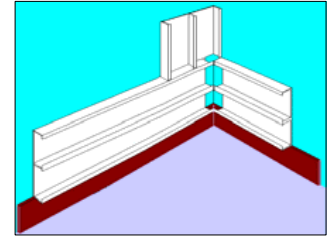
Electrician

Vertical line



Project the clearly visible laser lines.

Horizontal line



Positioning of cable tray or radiators.

Carpenter – Kitchen fitter

Installation of panels



Determine the absolute plumb/level line.

Exact 90° angles



Get exact 90° angles at the touch of one button.

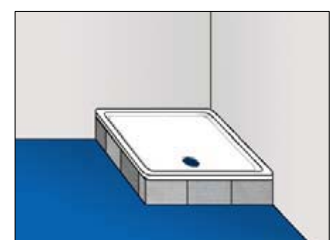
Plumber

Self-levelling



Self-levelling of $\pm 4^\circ$ for exact installations.

Horizontal line



Installation of bathroom furniture is easily done.

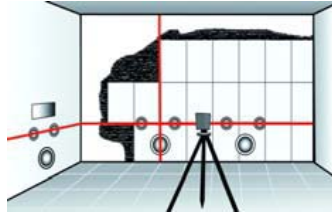
Tiling – Flooring

Vertical line



Transfer easily the lines, even to adjacent rooms.

Angles



Determine correct angles and positions.

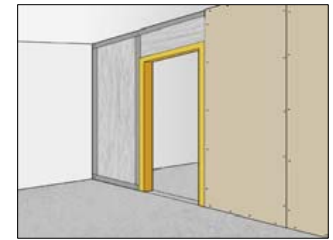
Acoustical/Drywall

Horizontal line



Align ceilings fast and safely.

Vertical line



Perfect positioning of interior partition walls.

Leica Lino L2 - L2P5

Plasterer - Tiling

Horizontal line



Precise positioning of ceiling grid.

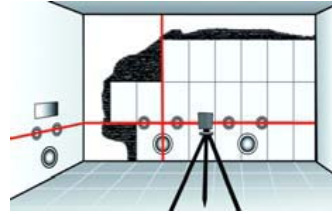
Lines + Points



Establish partitions on the ground.

Electrician - Tiling

Lines



Installation of lights, radiators, power sockets.

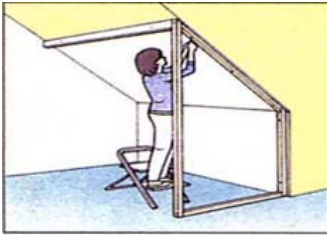
Points



Position ceiling lighting

Carpenter - Kitchen Installation

Lines + Points



Installation of cabinets and stairs.

Cross



Alignment of kitchen cabinets.

Plumber

Cross



Installation of pipes.

Points



Installation of bathroom furniture or vent stack to roof

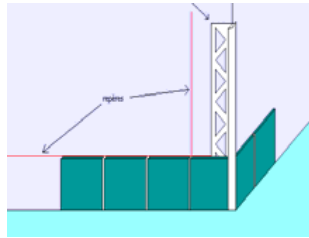
Tiling - Flooring

Vertical line



Establish partitions on the ground.

Cross



Positioning of tiles or trim strips on walls.

Carpenter - Window fitter

Vertical line



Installation of safety railings, gates etc.

Lines + Points



Aligning windows, doors, etc.

When it comes to measure, align and level:

Measure with Leica DISTO™



D210XT



D2



D330



D330i



D5



D8

Align with Leica Lino



P3



P5



L2



L2P5

Level with Leica Roteo, Jogger, Sprinter



Roteo 20HV



Roteo 25H



Roteo 35



Roteo 35G



Jogger 20



Jogger 24



Sprinter 50

Worldwide service and support

Leica Geosystems are pioneers in laser precision for measuring technology and guarantee quality and reliability. All our products have the benefit of our worldwide network of service centres and dealerships. Leica Geosystems is always somewhere closer to you.



Dealer Stamp

HITECH Technologies, Inc.
301 Oxford Valley Road
Yardley, PA 19067-7711 USA
Tech support 800.755.4507
Tel: 215. 321. 6012
Email: drlevel@drlevel.com

www.leica-geosystems.com



Laser class 2; in accordance with EC 60825-1

Pictures of this brochure are non contractual.
Illustrations, descriptions and technical specifications are not binding and may change.

- when it has to be **right**

Leica
Geosystems